

**BRIAN JAMES TRAILERS**

Connected to you

# Hi-max

## Commercial duty

A great value all-round performer to compliment any transport operation



Hi-max vehicle transporter and recovery trailers are an ultimate expression of outstanding value for money.

Robust, reliable performance combined with commercial durability ensures the Hi-max becomes a real asset to any operation.

Every operational feature of Hi-max trailers has been carefully considered. Setup for loading is simply pull up, tilt and load. Hi-max, the automotive professional's trailer.



# Hi-max

Transport industry professionals will recognise the Hi-max as capable and competent equipment. It looks right, it is right for the job.

Hi-max is sufficiently robust to handle heavy vehicles such as a Range Rover and yet possesses the technical ability to load low sports cars. The elegant solutions employed in Hi-max underline the benefit of simplicity.

The centre piece of the design is within the main chassis sections. An intricate, stressed fabrication of high strength steels and pressings form a tough backbone. It incorporates all important design details that protect cars, operators and other road users.

Brian James Trailers have created this trailer to appeal to professionals as a working tool. It is through many years in industry and commerce plus our absolute customer commitment that we understand the importance of details so often overlooked.

Hi-max Product codes	Load bed length	Load bed width	Gross cap. Kg	Load cap. Kg	Hydraulic operation TILT-bed
180-1000	5.00m (16ft 5)	1.95m (6ft 5)	3,500	2,780	-
180-2000	5.00m (16ft 5)	1.95m (6ft 5)	3,500	2,760	✓

**Commercial Quality**

**Low loading**

**Easy I**



**50mm ball coupling** is featured on all Hi-Max trailers and includes a quality integral lock

**Robust Jockey Wheel** mounted in centre of A-Frame for maximum stability.

**Multiple Tie-Down points** along the length of the chassis is a hallmark of every Brian James Trailer

**Grip pads** are positioned to assist in preventing vehicles from moving during travel. Pads are also fixed to each loading ramp

**Centre Deck, full floor** option provides useful space for a multitude of load types to keep vehicles protected from road debris. An enclosed storage tray in the front section

**Winch options** (manual and electric) ensure that disabled vehicles can be loaded with ease. Manual winches have an optional adjustable winch mount (shown). This equipment is standard with electric winch options

**Spare wheel** mounted on a convenient chassis bracket

**Fully integrated** chassis and mudguard with tapered inner profile to prevent alloy wheel damage

**Four wheel brakes** with automatic reverse operation

**High Visibility** bodywork enhances the professional nature of Hi-max

**Rear Stands** on the non-tilt operation Hi-max provides support for loading. The 'kick down' operation is simple, quick and reliable

**Protected lighting** includes additional marker lamps and modern 13-pin plugs (7-pin adaptor supplied). Fully approved to EEC lighting directives

Overall trailer dimensions:  
**OVERALL LENGTH** (all models) 6.40m (21ft)  
**OVERALL WIDTH** (all models) 2.30m (7ft 6)

**180-1000 with optional centre deck and manual fully adjustable winch**



5 YEAR chassis warranty

✓

loading

a clear and s. Also acts oris. Includes ion

s and proved

**Low and Light** chassis, with 'soft ride' suspension = stable, comfortable performance

**Low sides** allows vehicle doors to open. Easy step out for drivers


**HOT DIP Zinc Galvanised** chassis parts. This process ensures maximum protection

**5 year Chassis Warranty** covers chassis against failure through normal wear and tear.

**Hi-max, the sports car transporter** displays a strong commitment to protecting delicate and expensive alloy wheels with a unique 'taper' chassis design. Only the tyre wall is able to make contact with the chassis.


**Winch options** ensure that disabled vehicles can be loaded with ease.

**Double action pump** ensures a quick and easy hydraulic tilt-bed operation. The bed is clamped down with a specially designed clamp and lock for extra safety.



**180-2000 with optional centre deck and manual fully adjustable winch**

**Taper profile chassis** designed to prevent damage to alloy wheels



**Pull-Out Ramps** deploy in seconds and are held securely by locking pins. The ramp surface is lined in hi-grip material for safety during loading. The combination of ramps and hydraulic tilt-bed provides low loading ability, suitable for sports cars

**Hi-max, the Heavy Duty transporter** demonstrates that with a 2,780kg maximum load capacity even the worlds heaviest mass produced cars are easily within its capabilities. With this weight on board the very low centre of gravity is important for towing safety.



**Wheel chock and tie-down strap options** provides a flexible method of ensuring that the vehicle is always in the correct place.

**BRIAN JAMES TRAILERS**

All prices are subject to VAT and are ex-works.

# Hi-max trailers in more detail

## Standard Features



**Highly visible body markings**  
Bright and obvious the Hi-max looks every inch the part.



**Robustly protected lighting**  
To insulate the lighting system from bangs and scrapes each lamp is fully protected.




**Easy fit number plate**  
The number plate mounting system uses no screws or adhesives, just good design.



**Damage Protection**  
is an integral part of the chassis guiding wheels away from contact and damage.



**Softride suspension**  
is a key component of on-road performance. Impressive smooth riding, high capacity chassis.



**Robust running gear**  
Proven large format wheel bearings by NTN are specified to ensure total reliability.



**Robust running gear**  
Heavy cast steel coupling head and main control body are designed for years of service.



**High security lock system**  
integral in the cast coupling head, provided with a security ball to prevent coupling when remote.



**Spare wheel / tyre**  
mounted conveniently until required.



**Anti-slip pads**  
Applied to all key areas of the trailer where additional grip is an advantage.



**Integral mudguards**  
Suppress excess spray and complete the integrated design.



**Integral tie-down points**  
exist on both sides of the chassis, front and rear ensuring that you will always be able to secure the load.



**Powerful Hydraulics**  
used to lift the tilt-bed version into position for loading. This facility provides a loading angle suitable for low sports cars.



**Easy slide ramps**  
deploy in only a few seconds, are captive so can't be fully withdrawn. The ramp system facilitates the low loading ability.

## Optional Equipment



**Manual winch, side mount**  
Even when transporting new vehicles, a winch is a valuable backup.



**Manual winch, Recovery**  
This installation allows the winch to be positioned easily where it might be needed.



**Electric winch, Power**  
Choose to power an electric winch with a HD portable power pack or a dedicated power loom



**Electric winch, Recovery**  
The ultimate winch installation, perfect for recovery applications being fully adjustable.



**Centre decking and storage**  
The fully in filled deck is practical and convenient. A strap storage box is included.



**Wheel Straps with soft link**  
Featuring unique short ratchets with direct swivel hooks these straps are easy, safe and durable.

Brian James Trailers Ltd, Sopwith Way, Drayton Fields Ind Est, Daventry, Northamptonshire, NN11 8PB. UK

For information on your local BJT dealer in the UK please visit the web site and use the dealer locator system. Alternatively, our sales team on the number below are always pleased to assist:

**Tel. 01327 308833**

Fax. 01327 308822

[www.brianjames.co.uk](http://www.brianjames.co.uk)

[info@brianjames.co.uk](mailto:info@brianjames.co.uk)

**BRIAN JAMES TRAILERS**

Publication ref. BJT\_UK\_HMAX\_2012\_1